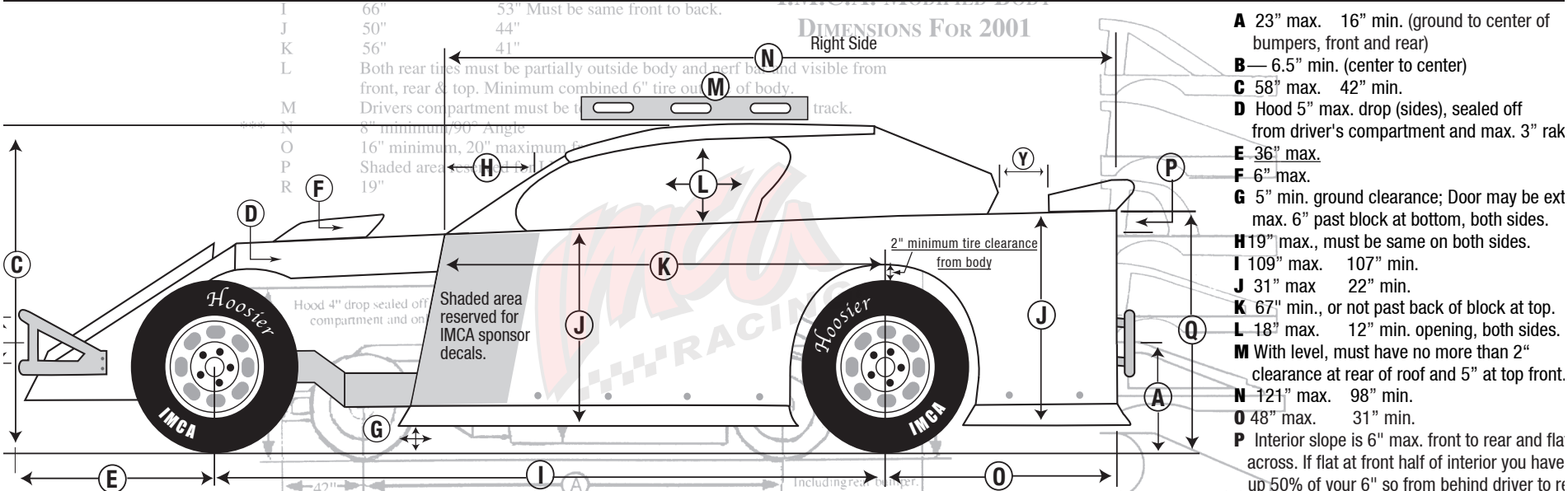
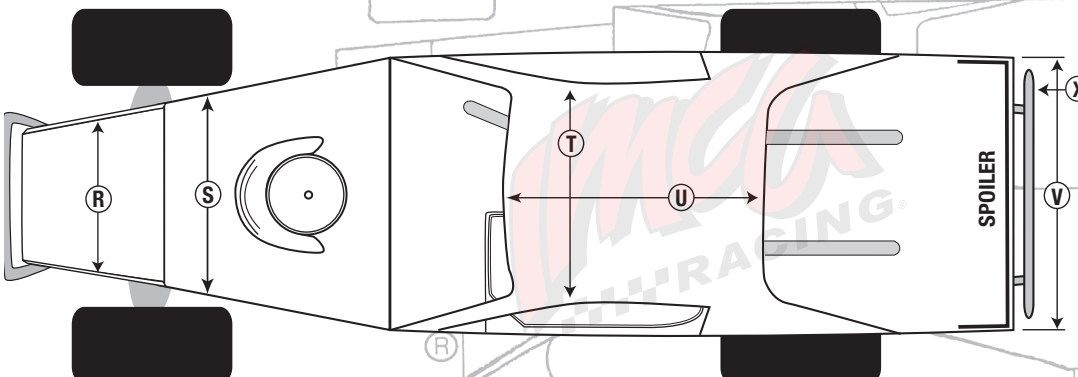


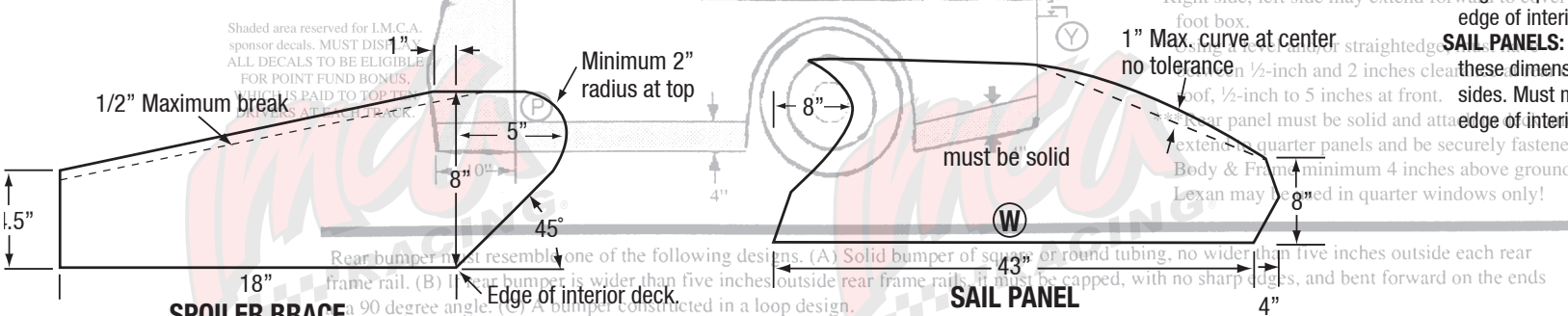
## IMCA Southern SportMod Dimensions For 2014



**All body measurements are max. unless otherwise specified. Dimensions have zero tolerance.**



Shaded area reserved for I.M.C.A. sponsor decals. MUST DISPLAY ALL DECALS TO BE ELIGIBLE FOR POINT FUND BONUS, WHICH IS PAID TO TOP TEAMS.



4 BY IMCA

Diagram illustrating the required opening for a child safety seat in the front passenger seat. The diagram shows the interior of the vehicle, including the roof, door hinge, and seat area. Key dimensions and requirements are labeled:

- Max Ridge**: 1" Max Ridge
- Roof**: 4" min. max. 28" min.
- Interior**: 36" max. 24" min., must cover radiato
- bow**: 53" max. 32" min.
- U53" max.**: 32" min.
- V67" max.**: 55" min., measured at top of
- W43" max.**: 24" min.
- X IMCA decal required on car.**

**REAR FILLER PANEL OPTIONAL**

**SPOILER BRACES:** Maximum 3 total. Bottom edge of spoiler brace must be flush with rear edge of interior deck.

**SAIL PANELS:** Must be within confines of these dimensions and the same on both sides. Must mount within 2" of outside edge of interior deck.

\*Right side; left side may extend for edge of spoiler  
foot box.  
**Max. curve at center**  
**tolerance**  
— Roof, 1/2-inch and 2 inches clear  
— Roof, 1/2-inch to 5 inches at front.  
— Rear panel must be solid and attached  
— Extend quarter panels and be securely fastened  
Body & frame minimum 4 inches above ground.  
Lexan may be used in quarter windows only!